

## **SUBJECT: Heart to Heart International – Report**

### **Analysis/Report**

This report covers: (1) Months of Jan – April 2005 (2) The total number of client that received the free drug aid (3) The pattern of distribution in respect to the 3 major classes of drugs (anti-diabetic, anti-hypertensive and anti-ulcer) (4) The relative ages and gender of the clients (5) The total no of patients that attended the Hospital during the period in review (January – April 2005) (6) The disease pattern of the Community (7) Overview of drugs remaining or finished.

### **Recipients of Drug-aid and age distribution.**

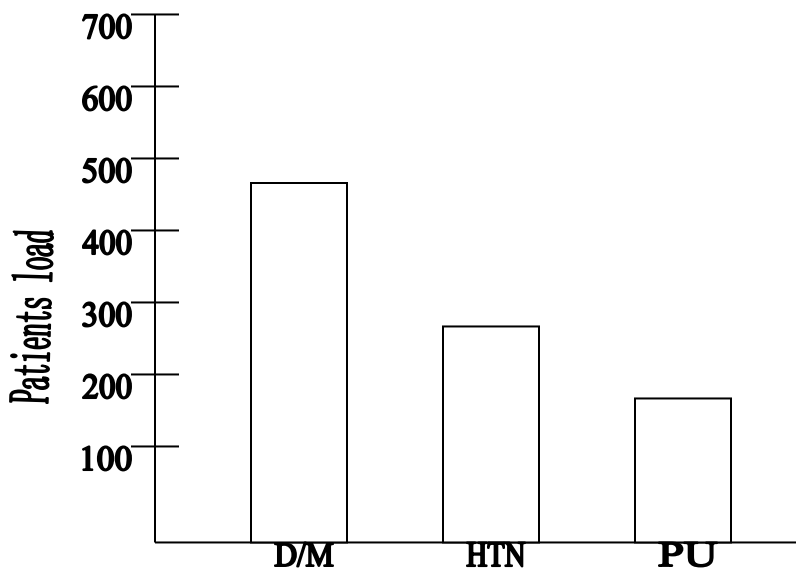
DATE	TOTAL	SEX		AGE			
		F	M	<18YRS	19-24YRS	25 - 40YRS	>40YRS
19:01:05	71	49	22	0	1	4	66
26:01:05	82	55	27	1	1	6	74
02:02:05	108	93	15	2	5	4	97
09:02:05	85	58	27	1	2	7	75
16:02:05	73	57	16	0	4	3	66
23:02:05	60	49	11	0	0	1	59
02:03:05	57	52	5	0	2	4	51
09:03:05	54	38	16	0	3	0	51
16:03:05	44	34	10	0	2	2	40
23:03:05	53	43	10	0	0	1	52
30:03:05	35	27	8	1	3	3	28
06:04:05	44	31	13	1	0	0	43
13:04:05	55	41	14	0	0	4	51
20:04:05	27	19	8	0	2	3	22
27:04:05	42	26	16	0	1	1	40
<b>Grand Total</b>	<b>890</b>	<b>672</b>	<b>218</b>	<b>6</b>	<b>26</b>	<b>43</b>	<b>815</b>

### **Distribution Pattern in respect of the 3 major classes of drugs**

- D/M - Diabetes Mellitus
- HTN - Hypertension
- PU - Peptic Ulcer

D/M	HTN	PU
470 (52.8%)	265 (29.8%)	155 (17.4%)

### Histogram

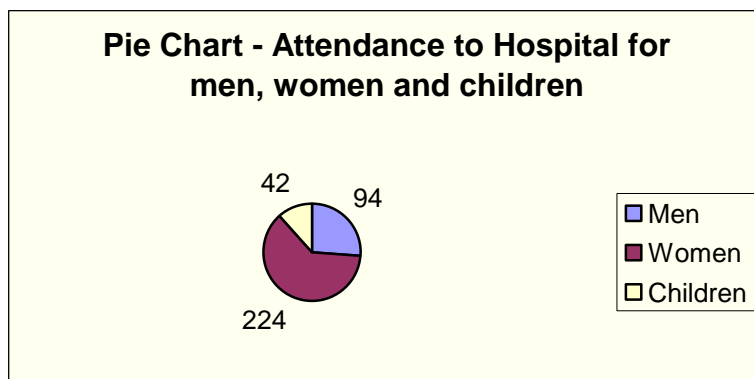


### General Hospital Attendance (Jan - April 2005)

Months (05)	Men	Women	Children	Total
January	125	205	37	367
February	105	312	74	492
March	85	274	49	408
April	94	191	25	310
<b>Grand Total</b>	<b>410</b>	<b>982</b>	<b>185</b>	<b>1577</b>

### Percentage attendance to Hospital for men, women and children

	Total	Percentage (%)
<b>Men</b>	410	26.0
<b>Women</b>	982	62.3
<b>Children</b>	185	11.7



### Disease Pattern of the Community (Common diagnosis)

Surgery	D/M	HTN	PUD	Malaria	RTI/UTI	Arthritis	Others
17 (1.1%)	378 (24.0%)	219 (13.9%)	128 (8.1%)	546 (34.6%)	85 (5.4%)	79 (5.0%)	125 (7.9%)

NB

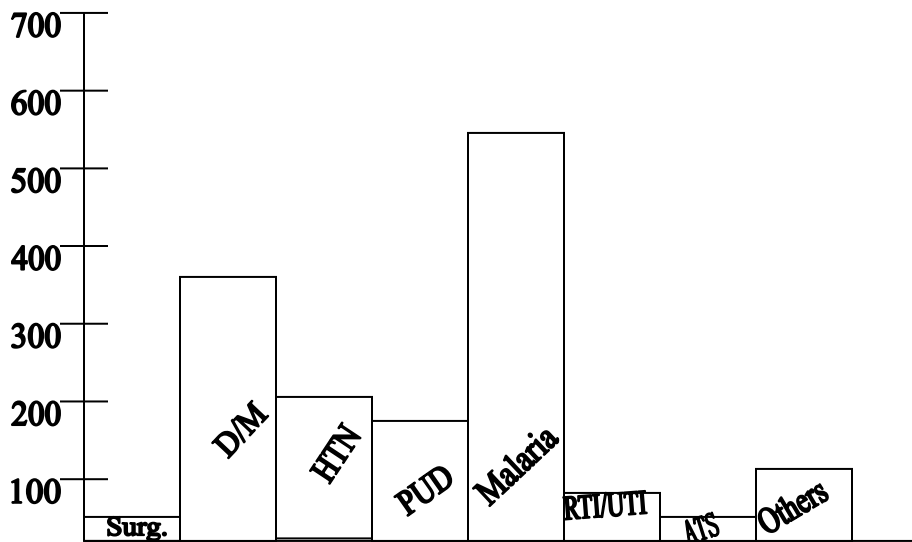
**D/M** - Diabetes Mellitus

**HTN** - Hypertension

**PUD** - Peptic Ulcer disease

**RTI/UTI** - Respiratory and Urinary tract infections

**ATS** - Arthritis



### **Extracts/Conclusion**

1. 890 Clients are currently on our list for anti-diabetic, anti-hypertensive and anti-ulcer drugs; majority of which are adults >40yrs.
2. The general Hospital attendance from Jan – April 2005 is 1577 clients with percentage attendance of men- 26.0%, women- 62.3% and children- 11.7%
3. Majority diseases of the community include Malaria fever, D/M, Hypertension, Arthritis, Respiratory and Urinary tract infections